




SUSTAINABLE WESTCHESTER

2021 FINANCIAL STATEMENTS


Sustainable Westchester is dedicated to the highest standards of financial transparency and conduct. We work hard to ensure every dollar is stewarded wisely. As such, our financial information is available for your review.




facilitates
EFFECTIVE COLLABORATION
of sustainable initiatives



CUTTING-EDGE
first-to-market innovation



RESOURCE
conservation and
community enhancements



SOCIALLY RESPONSIBLE
environmentally sound and
economically viable solutions



**CONDENSED STATEMENT
OF FINANCIAL POSITION
AS OF DECEMBER 31, 2021**

Total Assets	\$	1,228,571
Total Liabilities	\$	327,701
Total Net Assets	\$	900,870
Total Liabilities and Net Assets	\$	1,228,571

STATEMENT OF ACTIVITIES

FOR THE YEAR ENDING

DECEMBER 31, 2021

REVENUE

Program revenue	\$	1,629,996
Membership revenue	\$	43,000
Grant revenue	\$	530,381
Interest income	\$	626
Other income	\$	17,580
Total Revenue	\$	2,221,583

EXPENSES

Program services	\$	1,749,788
General and administrative	\$	418,175
Total Expenses	\$	2,255,595
Change in Net Assets	\$	(34,012)

NET ASSETS WITHOUT DONOR RESTRICTIONS

Beginning of year	\$	934,882
End of year	\$	900,870

Please visit www.sustainablewestchester.org for a copy of the IRS Form 990



- Program Services 77.6%
- Management and General 22.4%
- Fundraising 0%



- Program Revenue 73.5%
- Membership Revenue 1.9%
- Grant Revenue 23.97%
- Interest and Other Income .87%