



SUSTAINABLE WESTCHESTER

2022 FINANCIAL STATEMENTS

Sustainable Westchester is dedicated to the highest standards of financial transparency and conduct. We work hard to ensure every dollar is stewarded wisely. As such, our financial information is available for your review.





facilitates
EFFECTIVE COLLABORATION
of sustainable initiatives



CUTTING-EDGE
first-to-market innovation



RESOURCE
conservation and
community enhancements



SOCIALLY RESPONSIBLE
environmentally sound and
economically viable solutions



**CONDENSED STATEMENT
OF FINANCIAL POSITION
AS OF DECEMBER 31, 2022**

Total Assets	\$	926,529
Total Liabilities	\$	275,781
Total Net Assets	\$	650,748
Total Liabilities and Net Assets	\$	926,529

STATEMENT OF ACTIVITIES

FOR THE YEAR ENDING

DECEMBER 31, 2022

REVENUE

Program revenue	\$	920,421
Membership revenue	\$	45,000
Grant revenue	\$	798,959
Interest income	\$	498
Other income	\$	3,215
Total Revenue	\$	1,768,093

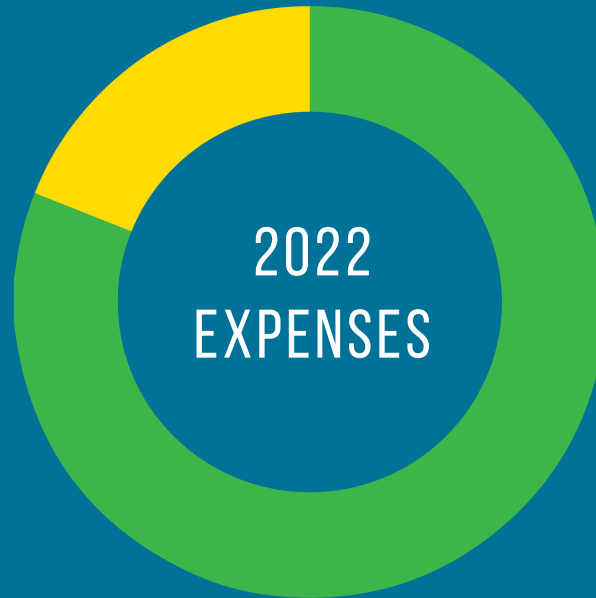
EXPENSES

Program services	\$	1,627,568
General and administrative	\$	390,657
Total Expenses	\$	2,018,215
Change in Net Assets	\$	(250,122)

NET ASSETS WITHOUT DONOR RESTRICTIONS

Beginning of year	\$	900,870
End of year	\$	650,748

Please visit www.sustainablewestchester.org for a copy of the IRS Form 990



- Program Services 81%
- Management and General 19%
- Fundraising 0%



- Program Revenue 52.1%
- Membership Revenue 2.5%
- Grant Revenue 45.2%
- Interest and Other Income .2%